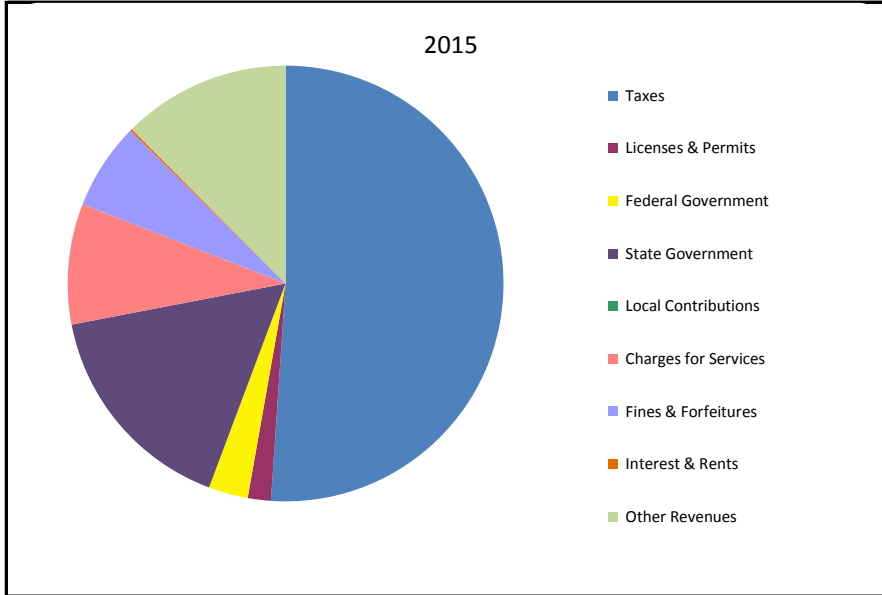


CITIZENS' GUIDE TO LOCAL UNIT FINANCES - Oak Park - Oakland

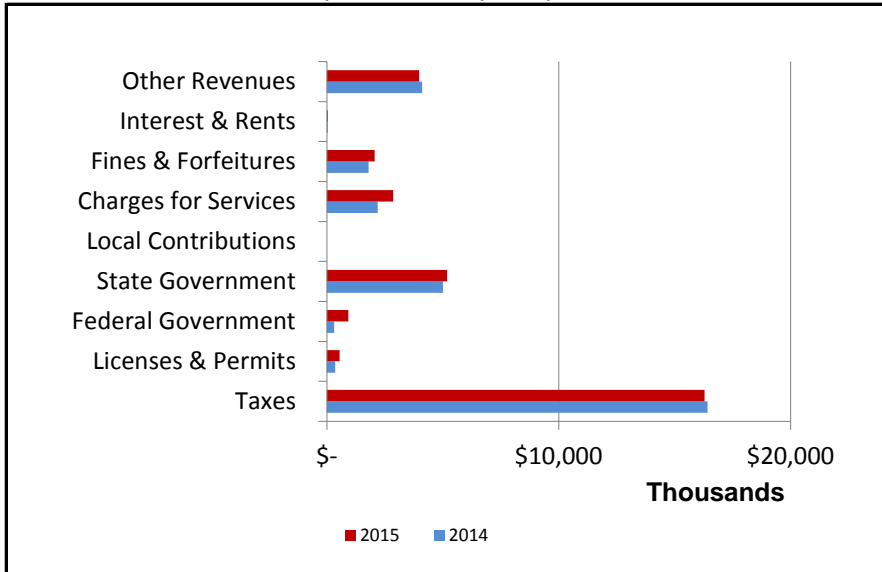
1. Where our money comes from (all governmental funds)



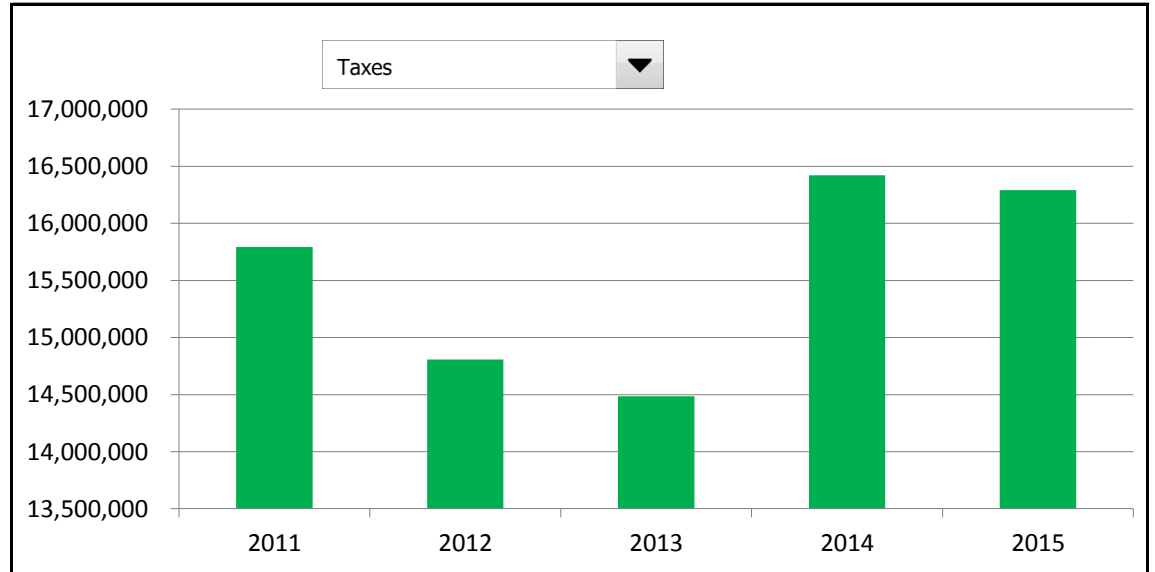
2. Compared to the prior year

	2014	2015	Change
Taxes	\$ 16,422,482	\$ 16,292,076	-0.79%
Licenses & Permits	\$ 363,301	\$ 546,585	50.45%
Federal Government	\$ 319,811	\$ 933,407	191.86%
State Government	\$ 5,016,767	\$ 5,187,712	3.41%
Local Contributions	\$ -	\$ -	N/A
Charges for Services	\$ 2,188,756	\$ 2,857,318	30.55%
Fines & Forfeitures	\$ 1,803,694	\$ 2,056,122	14.00%
Interest & Rents	\$ 33,146	\$ 47,385	42.96%
Other Revenues	\$ 4,113,111	\$ 3,978,849	-3.26%
Total Revenues	\$ 30,261,068	\$ 31,899,454	5.41%

3. Revenue sources - compared to the prior year



4. Historical trends of individual sources

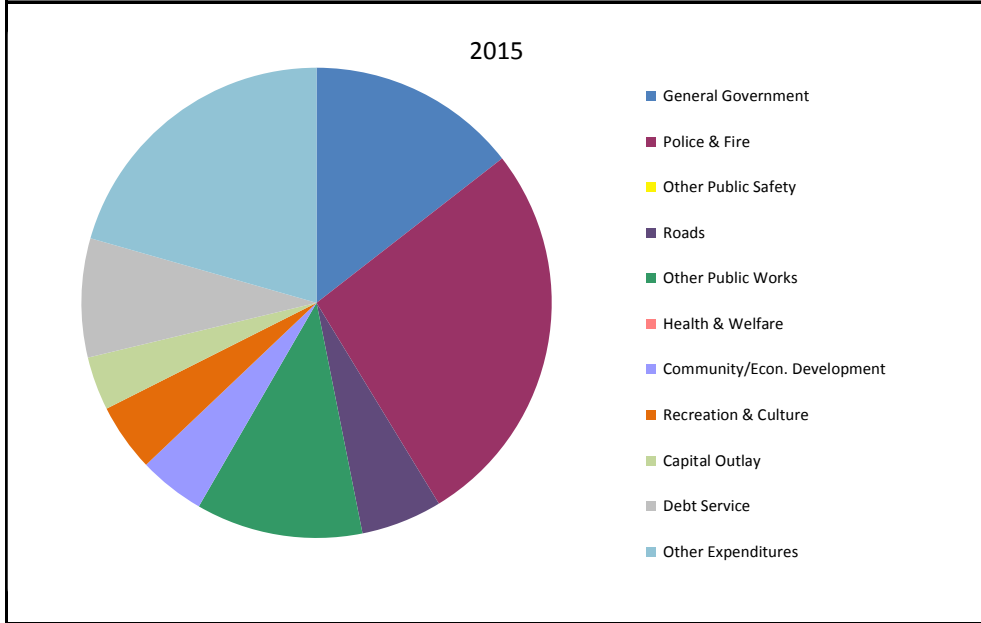


Commentary:

For more information on our unit's finances, contact Sandra Crawford at 248-691-7491.

CITIZENS' GUIDE TO LOCAL UNIT FINANCES - Oak Park - Oakland

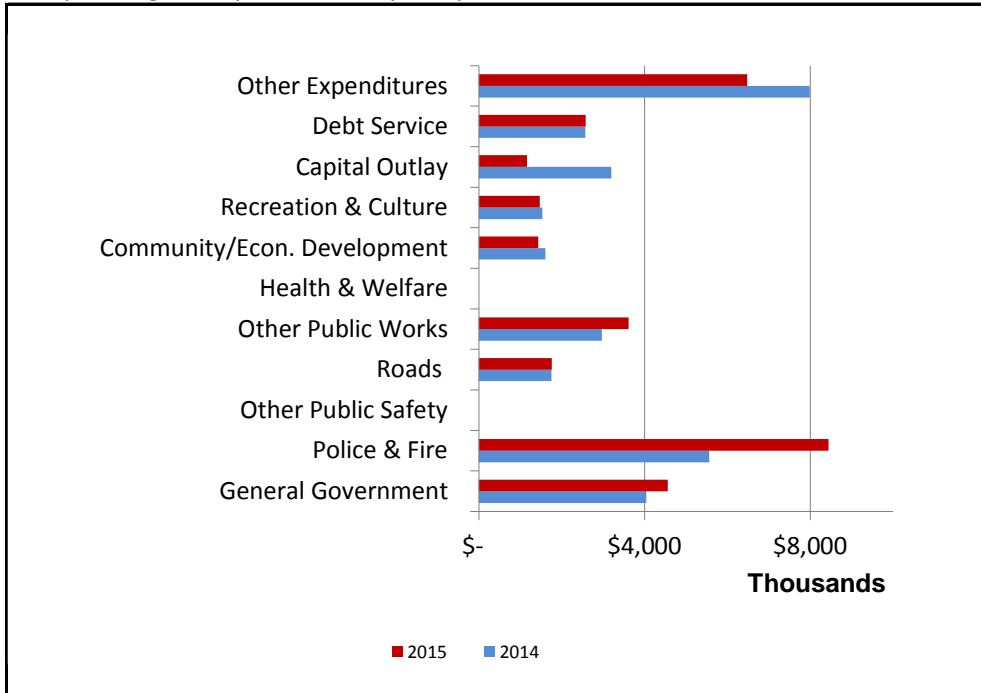
1. Where we spend our money (all governmental funds)



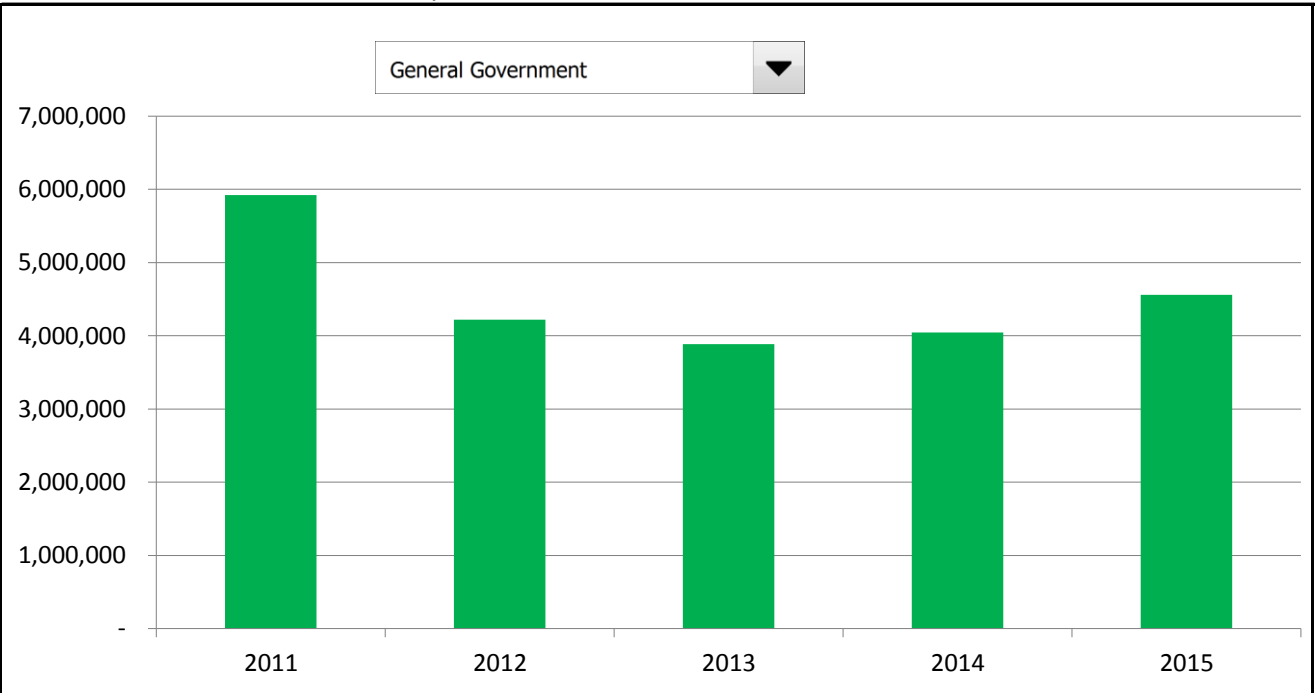
2. Compared to the prior year

	2014	2015	Change
General Government	\$ 4,044,290	\$ 4,560,378	12.76%
Police & Fire	\$ 5,557,392	\$ 8,447,856	52.01%
Other Public Safety	\$ -	\$ -	N/A
Roads	\$ 1,753,709	\$ 1,756,811	0.18%
Other Public Works	\$ 2,970,801	\$ 3,616,070	21.72%
Health & Welfare	\$ -	\$ -	N/A
Community/Econ. Development	\$ 1,603,776	\$ 1,437,363	-10.38%
Recreation & Culture	\$ 1,536,771	\$ 1,469,526	-4.38%
Capital Outlay	\$ 3,193,081	\$ 1,161,178	-63.63%
Debt Service	\$ 2,571,564	\$ 2,575,121	0.14%
Other Expenditures	\$ 7,985,974	\$ 6,480,633	-18.85%
Total Expenditures	\$ 31,217,358	\$ 31,504,936	0.92%

3. Spending - compared to the prior year



4. Historical trends of individual departments:

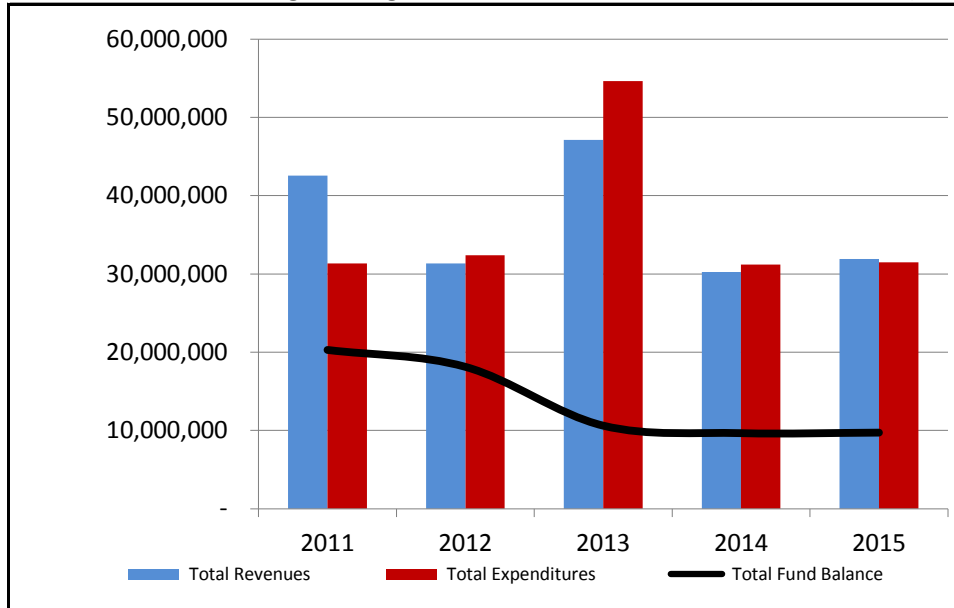


Commentary:

For more information on our unit's finances, contact Sandra Crawford at 248-691-7491.

CITIZENS' GUIDE TO LOCAL UNIT FINANCES - Oak Park - Oakland

1. How have we managed our governmental fund resources (fund balance)

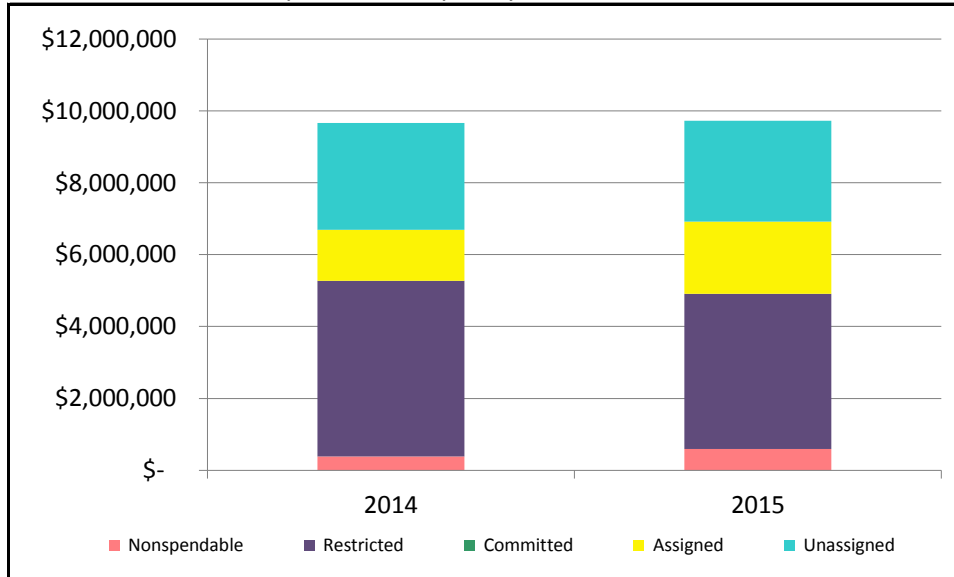


2. Compared to the prior year

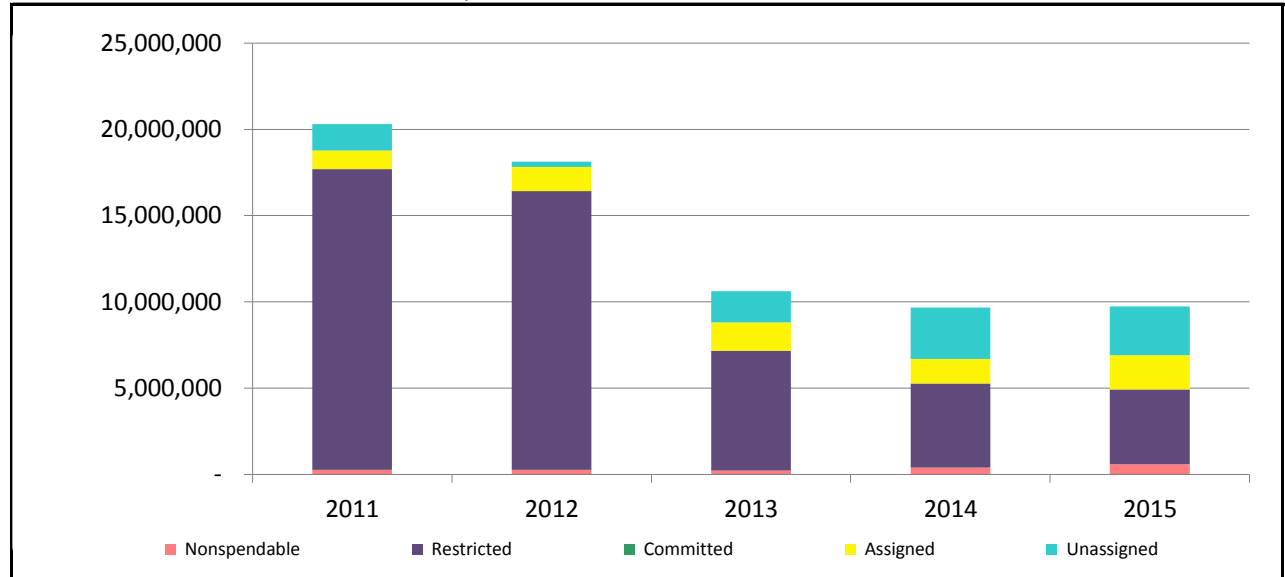
	2014	2015	Change
Revenues	\$ 30,261,068	\$ 31,899,454	5.41%
Expenditures	\$ 31,217,358	\$ 31,504,936	0.92%
Surplus (Shortfall)	\$ (956,290)	\$ 394,518	-141.26%

Fund balance, by component:	2014	2015	Change
Nonspendable	\$ 387,761	\$ 597,767	54.16%
Restricted	\$ 4,887,899	\$ 4,317,194	-11.68%
Committed	\$ -	\$ -	N/A
Assigned	\$ 1,419,099	\$ 2,002,675	41.12%
Unassigned	\$ 2,965,167	\$ 2,809,391	-5.25%
Total Fund Balance	\$ 9,659,926	\$ 9,727,027	0.69%

3. Fund balance - compared to the prior year



4. Historical trends of individual components

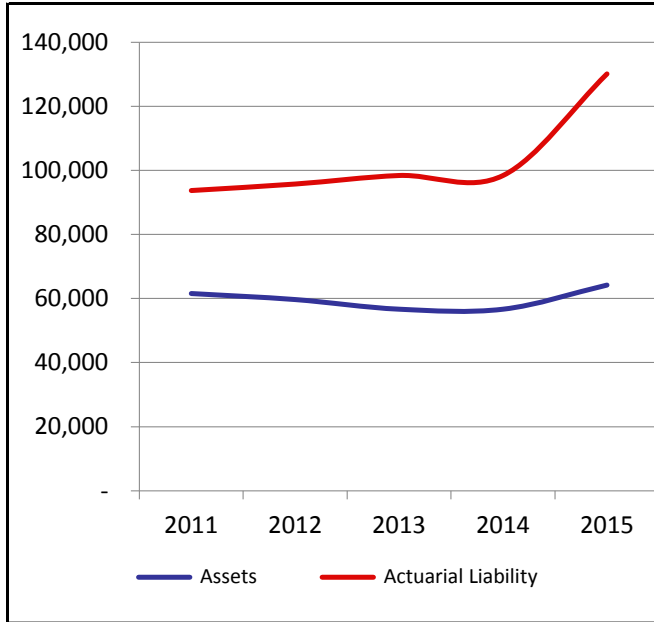


Commentary:

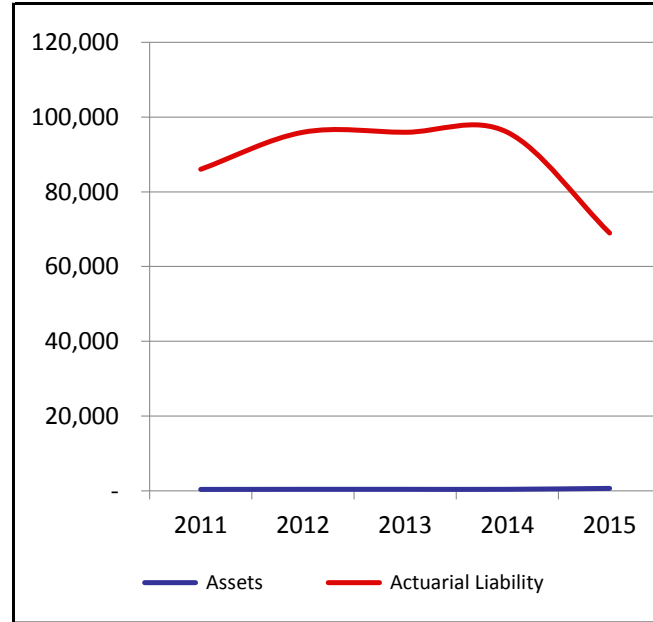
For more information on our unit's finances, contact Sandra Crawford at 248-691-7491.

CITIZENS' GUIDE TO LOCAL UNIT FINANCES - Oak Park - Oakland

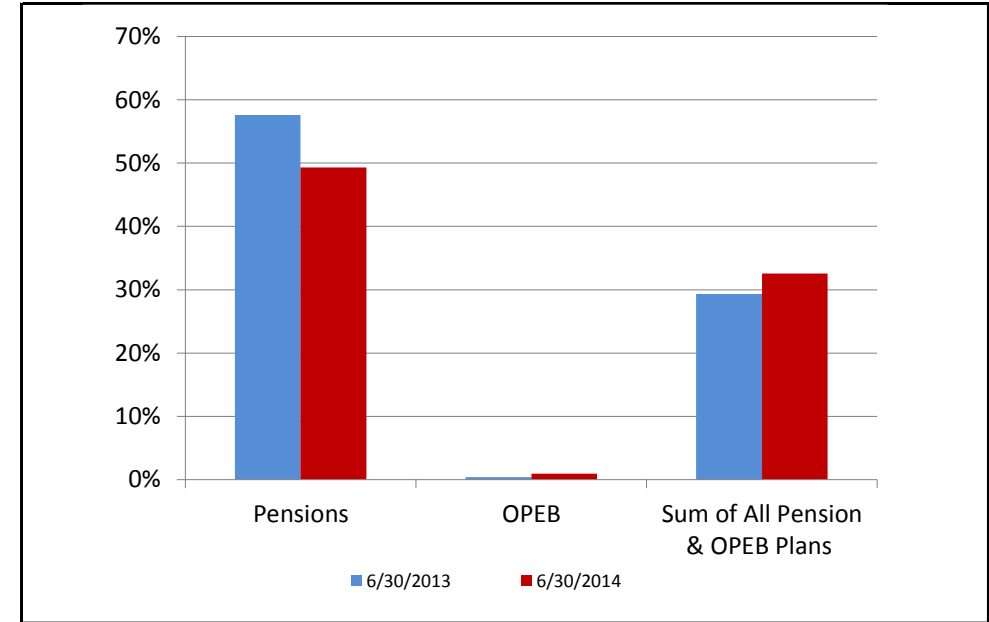
1. Pension funding status



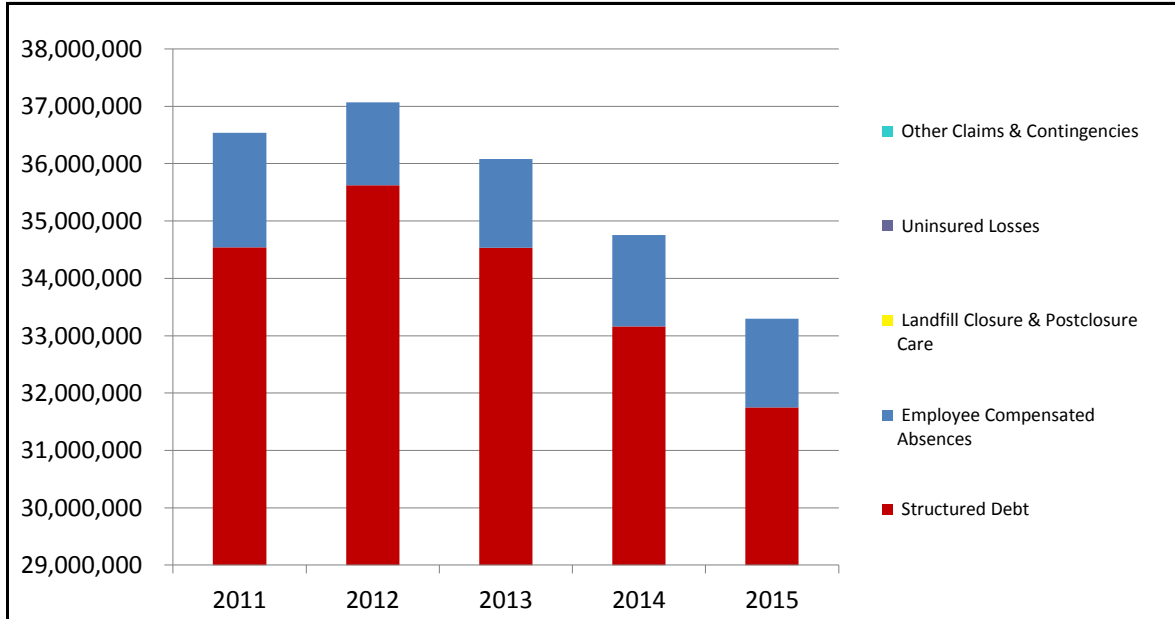
2. Retiree Health care funding status



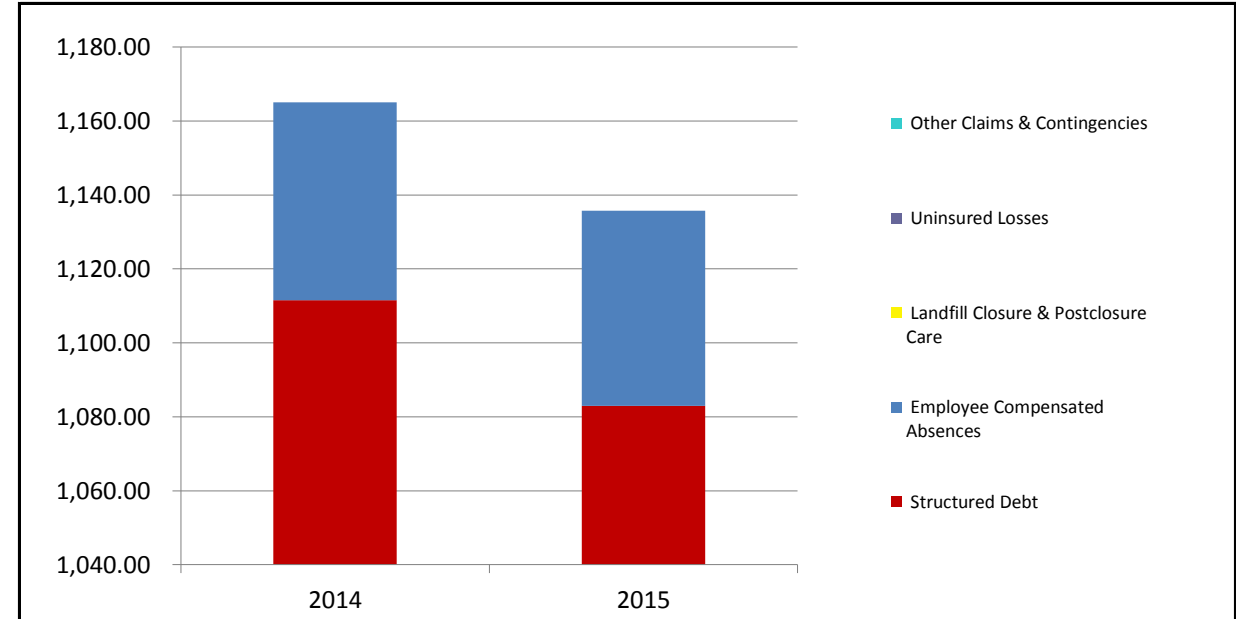
3. Percent funded - compared to the prior year



4. Long Term Debt obligations:



5. Debt & other long term obligations per capita - compared to the prior year



Commentary:

For more information on our unit's finances, contact Sandra Crawford at 248-691-7491.